



CARAVAN, POP-TOP CARAVAN & CAMPER TRAILER STONE GUARDS

INSTALLATION MANUAL



READ INSTALLATION MANUAL CAREFULLY BEFORE INSTALLING



Read this installation instruction thoroughly.
Incorrect installation or operation may void any warranty.
Incorrect use or operation may cause serious injury.

PRODUCT INTRODUCTION

Protect your pride and joy from stone chips while travelling with the range of Aussie Traveller Stone Guards.

Ideal for most caravans, pop-tops or camper trailers, the stone guards will hinder stones and other debris on the road from flicking up and damaging your caravans paint work. The Aussie Traveller Stone Guards come flat packed and can be easily installed to the A-Frame of your Caravan or Camper Trailer.

The Aussie Traveller Stone Guards can be fitted to A-Frames where the inside width, at point of attachment, is between 415mm to 750mm. The U-brackets provided can also fit onto A-frame bars with a width of 50mm x 100mm, 125mm, or 150mm high.

MODEL	PART NUMBER	SIZE (LxW)	WEIGHT
Caravan Stone Guard	264617001	2310 x 500mm	15.5kg
Pop-Top Caravan Stone Guard	264617002	2150 x 500mm	14.8kg
Camper Trailer Stone Guard	264617003	1800 x 500mm	13.0kg

PACKING LIST:

1. 2 x Mud Flap Bars
2. 1 x Centre Piece
3. 2 x End Pieces (Left & Right)
4. 1 x Bag 25mm Threaded Self Drilling Screws
5. 1 x Bag 20mm Threaded Self Drilling Screws
6. 2 x A-Frame Receptors
7. 2 x Locking 'R' Pins
8. 2 x Mounting Kits including 4 x rubber spacers
9. 2 x Rubber Mud Flaps
10. 1 x Rip Stop Mesh
11. 4 x Reinforcing Plates

NOTE: Please adjust tools accordingly based on screw variances between Phillips or Hex heads.

REQUIREMENTS:

Some drilling is required for installation. Once you have confirmed you have all required pieces included, also acquire the following tools:

- 5mm Allen key
- 2 x Adjustable shifter
- Cordless drill & 8mm driver socket

NOTE: Tools are not included.

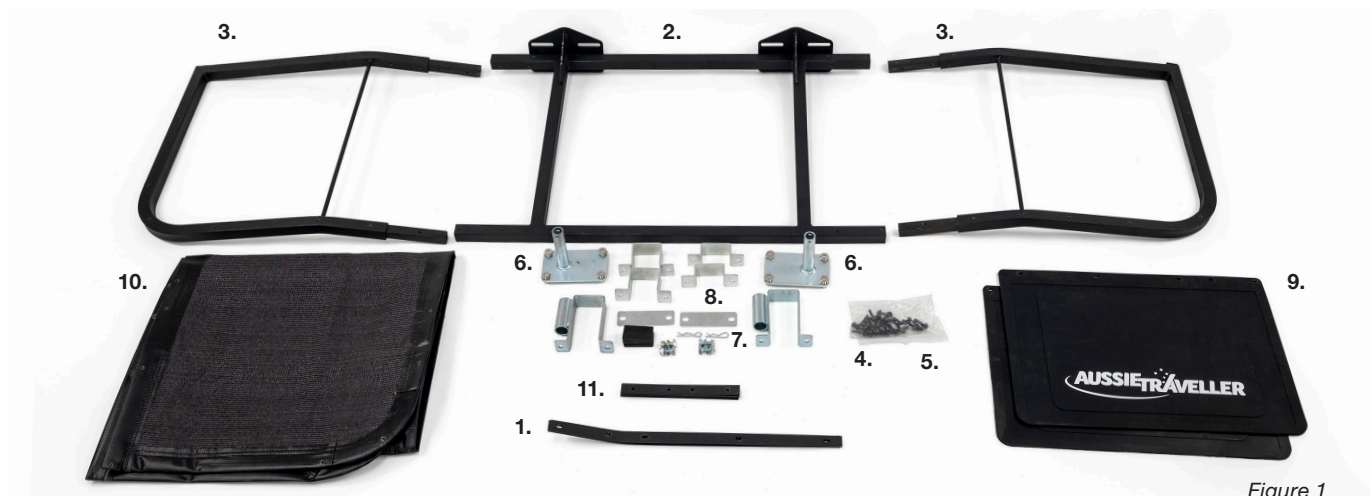


Figure 1

1300 663 868 | enquiries@aussietraveller.com.au | aussietraveller.com.au

BRISBANE SHOWROOM: 11-15 Oasis Court, Clontarf QLD 4019 | MELBOURNE SHOWROOM: 235 Barry Road, Campbellfield VIC 3061

INSTALLATION

STEP 1:

Locate the Centre Piece and place it in a free, workable space with no obstacles.



Figure 2

STEP 2:

Locate one of the End Pieces and slide onto the Centre Piece. Follow with the other End Piece. Secure with the 20mm Self drilling screws provided.

NOTE: Rounded corners are the top of the Stone Guard.

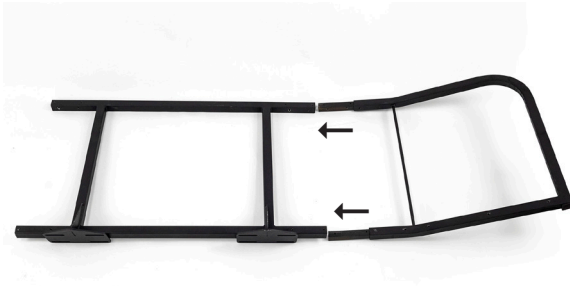


Figure 3



Figure 4

STEP 3:

Secure the reinforcing plate to the frame with the screws on both sides.

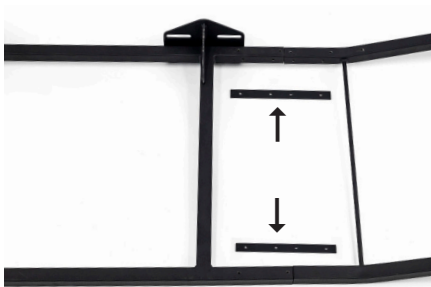


Figure 5



Figure 6



Figure 7

1300 663 868 | enquiries@aussietraveller.com.au | aussietraveller.com.au

BRISBANE SHOWROOM: 11-15 Oasis Court, Clontarf QLD 4019 | MELBOURNE SHOWROOM: 235 Barry Road, Campbellfield VIC 3061

INSTALLATION (cont.)

STEP 4:

Locate the mesh. Turn the frame over for easier installation of the mesh.

NOTE: The Stone Guard frame is pre-drilled for your convenience.



Figure 8




Figure 9

STEP 5:

Line up the mesh with the frame. Secure the mesh with the 20mm self drilling screws.

Start with the corners and work your way around the frame.

NOTE: The mesh cuff is not pre-drilled. Mark the cuff to locate the correct hole on the frame prior to attachment.



Figure 10



Figure 11

STEP 6:

Once the mesh is secured to the frame, attach the mud flaps. Turn the Stone Guard over and locate the mud flap bars, mud flaps and the 25mm self drilling screws.




Figure 12



Figure 13

1300 663 868 | enquiries@aussietraveller.com.au | aussietraveller.com.au

BRISBANE SHOWROOM: 11-15 Oasis Court, Clontarf QLD 4019 | MELBOURNE SHOWROOM: 235 Barry Road, Campbellfield VIC 3061

INSTALLATION (cont.)

STEP 7:

Line up the holes on the mud flap to the holes on the frame. Once you are sure the holes are aligned, attach to the frame with the 25mm screws.



Figure 14



Figure 15

STEP 8:

Once both of the mud flaps are secured, bring the Stone Guard over to your RV A-frame.

For the best position, sit it on top of the A-frame and manoeuvre it until there is clear access to at least 3 cutouts.



Figure 16

STEP 9:

When you are happy with the positioning, locate the U-brackets and attach them to the A-frame. Attach the mounting feet to the Stone Guard frame.

NOTE: Included are rubber spacers and varied bottoms for thicker A-frames. Rubber spacers may not be required, they are provided to fit most A-frames.



Figure 17




Figure 18



Figure 19

1300 663 868 | enquiries@aussietraveller.com.au | aussietraveller.com.au

BRISBANE SHOWROOM: 11-15 Oasis Court, Clontarf QLD 4019 | MELBOURNE SHOWROOM: 235 Barry Road, Campbellfield VIC 3061

INSTALLATION (cont.)

STEP 10:

Lift the Stone Guard frame onto the A-frame and align the Stone Guard so that the downward prongs fit into the U-bracket receptors.



Figure 6

STEP 11:

Use the locking pins to hold the Stone Guard in place and prevent lifting. Your Stone Guard is ready for adventure.

NOTE: You can use padlocks or cable locks (not included) for additional security.

Ensure you have sufficient clearance space between you RV and the Stone Guard as well as enough room for the jockey wheel handle to move.

The Stone Guard also may increase the width of your turning circle.

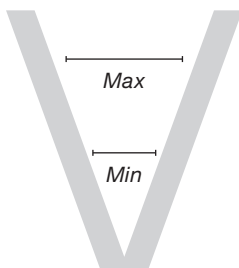


Figure 6

ADDITIONAL INFORMATION

CAMPER TRAILER STONE GUARD:

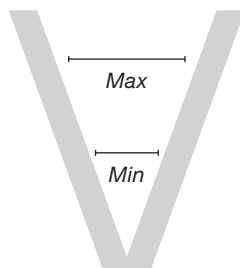
The Camper Trailer Stone Guard can be fitted onto A-frames with the widths below:



Min: 260mm
Max: 590mm

CARAVAN & POP-TOP CARAVAN STONE GUARD:

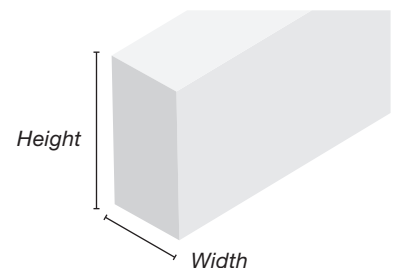
The Caravan and Camper Van Stone Guard can be fitted onto A-frames with the widths below:



Min: 415mm
Max: 750mm

U-BRACKETS:

The U-brackets can fit onto an A-frame with the measurements below:



Width: 50mm
Height: 100mm / 125mm / 150mm

1300 663 868 | enquiries@aussietraveller.com.au | aussietraveller.com.au

BRISBANE SHOWROOM: 11-15 Oasis Court, Clontarf QLD 4019 | MELBOURNE SHOWROOM: 235 Barry Road, Campbellfield VIC 3061

WARRANTY STATEMENT

Aussie Traveller Pty Ltd ACN 642 775 460 (**Aussie Traveller**) offers the following warranty in relation to the products it supplies directly or through an authorised manufacturer, dealer or approved service repair agent (**Product**).

Australian Consumer Law

The benefits of this warranty are in addition to any rights and remedies imposed by Australian State and Federal legislation that cannot be excluded. Nothing in this warranty is to be interpreted as excluding, restricting or modifying any State or Federal legislation applicable to the supply of goods and services which cannot be excluded, restricted or modified.

If you are a consumer as defined in the Australian Consumer Law: *Our goods come with guarantees that cannot be excluded under the Australian Consumer Law. You are entitled to a replacement or refund for a major failure and compensation for any other reasonably foreseeable loss or damage. You are also entitled to have the goods repaired or replaced if the goods fail to be of acceptable quality and the failure does not amount to a major failure.*

Warranty

Aussie Traveller warrants that, subject to the exclusions and limitations below, all parts of the manufacture and assembly of the Product will be free from defects in materials and workmanship (**Warranty**) for a period of 12 months from the date of purchase as follows:

1. This Warranty is activated at the time of purchase by the final retail customer (being the owner of the Product).
2. In the event the Product is purchased by a manufacturer, dealer or approved service repair agent, this Warranty will commence at the time the final retail customer makes payment for the Product to the wholesale purchaser.
3. If the Product is purchased directly from Aussie Traveller for use by final retail customer and not to be on sold in any way, the Warranty will commence at the time of the original purchase.

Warranty Period

This Warranty cannot be assigned or transferred to a subsequent owner of the Product.

The purchaser or final retail customer should inspect the Product immediately when received or at vehicle handover, to ensure that it appears free from any damage or defect, and matches the description provided.

If after accepting the Product, a defect appears in the manufacture or assembly of the Product before the end of the Warranty Period and Aussie Traveller finds the Product to be defective in materials or workmanship, Aussie Traveller will, in its sole discretion, either:

- a. replace, repair or refund the Product or the defective part of the Product free of charge; or
- b. cause the Product or the defective part of the Product to be replaced or repaired by a qualified repairer free of charge.

In arranging Warranty inspection, service and repair, Aussie Traveller will seek to provide the details of an approved service agent within your geographic area. Should one not be available, or if the Product is in use in travel, Aussie Traveller reserves the right to seek to arrange a repair or replacement at the next available location on the route of travel.

Aussie Traveller reserves the right to replace defective parts of the Product with parts and components of similar quality, grade and composition where an identical part or component is not available.

Products presented for repair may be replaced by refurbished goods of the same type rather than being repaired. Refurbished parts may be used to repair the Product.

Aussie Traveller Awning Products

This Warranty covers specified defects in materials or workmanship for Awning Products as follows:

1. The vinyl fabric is warranted against:
 - a. holes caused by mildew (mildew will form on dust and dirt and stain fabric if fabric is not kept clean).
 - b. excessive cracking, peeling, hardening or loss of strength while used under normal conditions.
 - c. excessive fading (a slight colour change may occur due to ultraviolet rays).
2. All hardware components including the roller are warranted not to bend or break under normal use (excluding high winds, water pooling and accidents).

Making a Warranty Claim

If a defect covered by this Warranty appears, the Customer must first contact Aussie Traveller within 7 days of first becoming aware of the defect. Aussie Traveller will assist the Customer to rectify and resolve any Product issue that may arise.

When making a claim under this Warranty, Aussie Traveller requires that the following information be provided before any further action will be taken.

1. Original Invoice (Document or Number);
2. Make and model of the Product;
3. Make and model of the vehicle (if Product fitted);
4. Vehicle build date (if Product fitted);
5. Vehicle chassis number;
6. Description of damage and/or repair required;
7. Photos of the damage and/or repair; and
8. Appropriate documentation (such as historical and maintenance records).

Aussie Traveller reserves the right to request more information or images should what is provided not be sufficient to make an assessment for the Warranty claim.

The Product must be made available to Aussie Traveller or its authorised repair agent for inspection and testing. If such inspection and testing find no defect in the Product, the final retail customer must pay Aussie Traveller's usual costs of service work and testing.

The final retail customer must bear the cost of the transport of the Product to and from Aussie Traveller or the authorised repair agent, and all insurance of the Product.

Exclusions

This Warranty will not apply where:

- the Product has been repaired, altered or modified by someone other than Aussie Traveller, or without the written consent of Aussie Traveller or an authorised repair agent;
- the alleged defect in the Product is within acceptable industry tolerances and variances;
- Aussie Traveller cannot establish any fault in the Product after testing and inspection;
- the Product has been used other than for the purpose for which it was designed;
- the alleged defect in the Product has arisen due to the final retail customer's failure to properly use and maintain the Product in accordance with any of Aussie Traveller's instructions, recommendations and specifications (including applicable maintenance schedules);
- the alleged defect in the Product has arisen due to the final retail customer's request to customise the Product;
- the Product has been subject to abnormal conditions, including environment, temperature, high or excessive wind, water, fire, humidity, pressure, stress or similar;
- the alleged defect has arisen due to abuse, misuse, neglect or accident;
- unauthorised parts or accessories have been used on or in relation to the Product;
- the Product has been overloaded or involved in an accident;
- the alleged damage or defect has been caused by normal wear and tear;
- the alleged damage to fabric has been caused by storm, wind or rain, or stretching of fabric caused by water pooling on fabric;
- breakage or bending of hardware components has been caused by storm, wind or rain, or water pooling on fabric.

Replacement Warranty Item

If, under Warranty, a Product is replaced or repaired by Aussie Traveller or an Aussie Traveller agent, unless provided in writing to indicate otherwise, the replacement Product will carry the **remaining** Warranty terms and conditions, including length of time, of the original purchased Product.

Change of Mind

Aussie Traveller understands that at times, final retail customers may change their mind. Choose carefully as return and credit requests for items purchased by mistake or "change of mind" reasons may not be approved. Aussie Traveller will not accept Product returns under these circumstances unless by written approval by an authorized Aussie Traveller representative. If approved, an administration and restocking fee may apply.

Limitations

Aussie Traveller makes no express warranties or representations other than set out in this Warranty.

The repair or replacement of the Product or part of the Product is the absolute limit of Aussie Traveller's liability under this express Warranty.

Contact

Australia Wide: 1300 663 868

Melbourne Office

235 Barry Road
Campbellfield, Melbourne, 3061
Ph: +61 3 9357 6565
enquiries@aussietraveller.com.au

Brisbane Head Office, Factory & Showroom

11-15 Oasis Court
Clontarf, Brisbane, 4019
Ph: +61 7 3284 3284
enquiries@aussietraveller.com.au

To receive a copy of the Aussie Traveller Warranty Terms & Conditions or information regarding specific Aussie Traveller products, please contact Aussie Traveller Head Office on (07) 3284 3284 or email enquiries@aussietraveller.com.au.